

Infant and Toddlers


Virtual Learning for May

May's Themes

WK 3- Growing Flowers 5/4 to 5/8: The children will learn the parts of a flower and for example; it's life cycle, seeds, pollination, trees that flower, food that begins as a flower, colors, shapes, and counting using parts of a flower.

WK 4- Zoo 5/11 to 5/15: Learning about zoos helps children understand the importance of taking care of the environment as it has a significant impact on the lives and welfare of animals. Zoos also teach families about the importance of conservation and animal care. ... Visitors can learn the unique story about each animal as they walk around the zoo.

Help Me Review

Dd	Blue	4
Ee		5
Ff	Square	6

Circle Time

Circle Time is such a great time for children to learn the social skills of being together as a small group AND to learn more about your World!

WK 3- Growing Flower

Parts of a Flower

Materials Needed: 1 fresh flower, strips of paper and a marker, 4 pieces of construction paper, artificial flowers dissected.

Show the fresh flower to your child during circle time to introduce our Growing Flowers theme. Pass the flower around to your child (Older Children with adult supervision) to touch and smell

and discuss what they notice about the flower. Ask if they know what a flower needs to grow? (Water, air, soil, sun).

Now, point to each part of the flower and ask if they know what it is called. Let them know the name and then print the name on a label and show it to them. Draw a basic picture of that part on the strip of paper and repeat the name. Do this for each part of the flower: Flower, leaf, stem, root. Place these labels on different pieces of paper in the middle of circle. Now pass out pieces of the artificial flowers.

Ask your child to identify which part of a growing flower they have and place it on the proper labeled paper.

WK 4- Zoo

Monkeys Jumping on The Bed!

Make some flannel pieces for each of the characters in the book. I have, in the past, color copied pages from the book and then laminated them and attached Velcro to the back for a flannel board story.

Give your child a monkey and sing the song. Place a bed, the Mama and the Doctor on the flannel board and point to them when you get to that part.

Repeat until all the monkeys are out of the bed and song is finished.

Read, Read, Read

The best way to learn about our themes is to read lots of children's book. You may search these books in Google or YouTube and your child will genuinely enjoy them.

WK 3- Growing Flowers Book's

[The Tiny Seed \(The World of Eric Carle\)](#) by Eric Carle

[My little garden](#) by Katrin Wiehle


[The Flower Alphabet](#) by Jerry Pallotta

WK 4- Zoo Book's

[Curious George Visits the Zoo](#) by Margaret Rey

[Brown Bear, Brown Bear, What Do You See?](#) by Bill Martin

[A Children's Zoo](#) by Tana Hoban



Nursery Rhymes and Poems


Five Little Flowers

Five little flowers growing in a row.
The first one said, "I'm purple, you know."
The second one said,
"I'm pink as pink can be."
The third one said, "I'm blue like the sea."
The fourth one said,
"I'm a very red fellow."
The fifth one said, "My color is yellow."
Then out came the sun, big and bright.
And five little flowers smiled in delight.



One, Two, Zoo!

One, one: the zoo is lots of fun.
Two, two: see a kangaroo.
Three, three: see a chimpanzee.
Four, Four: hear the lions roar.
Five, Five: watch the seals dive.
Six, six: there's a monkey doing
tricks
Seven, Seven: count the elephants-
eleven.
Eight, Eight: a tiger and his mate.
Nine, nine: penguins in a line.
Ten, Ten: I want to come again!



Sing Along with me!

You may search for these songs on YouTube.


- "The Flower Song" - lullaby for learning colors (children's educational song)
<https://youtu.be/kBoHLbIicxY>
- ABC Song with Building Blocks | CoComelon Nursery Rhymes & Kids Songs:
<https://youtu.be/-ZNMP1GINzs>
- Counting 1 to 5 | Number Songs | PINKFONG Songs for Children:
<https://youtu.be/SV6iC34a46w>
- Color song - Blue | CoCoMelon Nursery Rhymes & Kids Songs
<https://youtu.be/R6NTwAGbdTA>
- Zoo Song | Animal Song | Plus Lots More Nursery Rhymes | From Little Baby Bum!
<https://youtu.be/7ZVWOhcspG0>

Let's learn Spanish



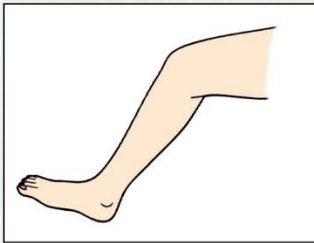
arm

brazo



Hand

nariz



leg

pierna



feet

pie

Art & Craft

WK 3- Growing Flowers

Colorful flower petals

With your group, deposit colorful flower petals between two sheets of adhesive paper. Press the sheets of adhesive paper together. Hang your masterpiece in a window or deposit it on a table. It can represent a pretty tablecloth or placemat.

WK 4- Zoo

Handprint Lion

Material: White paper, yellow and brown paint, marker or pen, glue stick, scissor, plastic fork

First, you will paint your child's hands with yellow paint and press it onto the white paper. Once that is dried, you will take the fork with some brown and yellow paint and paint on the details for the face, feet and tail.



Math and Manipulatives Activities

WK 3- Growing Flowers

A paper flower that blooms

This activity is perfect for toddlers. Cut flower shapes out of construction paper. Fold the petals towards the center of the flowers. Gently deposit the flowers in a container filled with water. Observe and wait. In just a few seconds, the flowers will open, just like magic.

WK 4- Zoo

Peek a Boo Board

Cut several pieces of felt to fit the size of flashcards. Cut 8 rectangles of felt.

Next print off pictures of zoo animals. Then you will cover the pictures with the felt and have the children flip the felt to find the animals,



Gross Motor

WK 3- Growing Flowers

Flower observation

Depending on the weather, have your child admire the flowers that are growing in front of houses when you go for walks with them. Help babies and toddlers notice the pretty colors. Name the different types of flowers and the colors you see. If possible, take pictures. You can use the pictures to create a picture book.

WK 4 - Zoo

Animal movement

Zoo Animal Sounds!

<https://youtu.be/N1zUp9aPFG4>

Have the children listen to the sounds and pretend to act like the animal.

Cooking/Snacks Ideas!

Cooking with children helps develop their math skills and helps them to learn how to follow directions. It also allows for some great conversation! Ask many questions while cooking with your children to encourage conversation! Be sure to ask specific theme questions while making these fun snacks!

Growing Flower

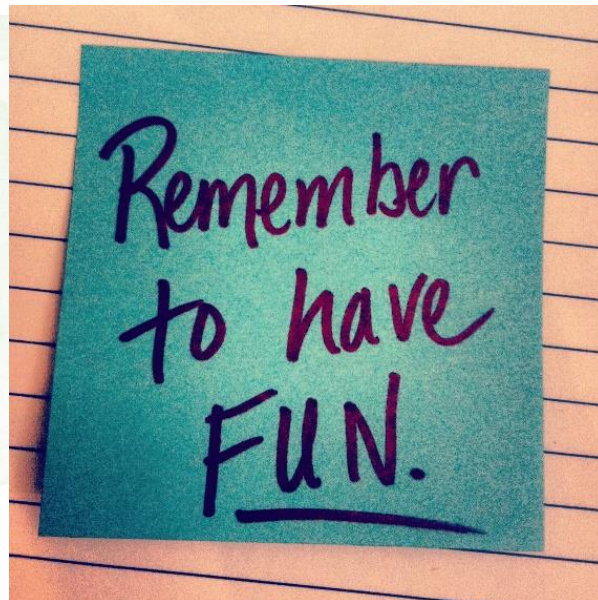
Watermelon

Show your child a piece of watermelon and explain to them how it grows, its colors and taste.

Zoo

Animal Crackers

Give your child some animal crackers and have them tell you what animal it is and what sound it makes.



★ Dear Mommy,  
 Thank you 
for tucking me in,
picking me up, 
and showing me how.
 Thank you
for teaching me  
to do things on my own,
and believing in me
when I try.
★ Thank you
for hugging me 
 and loving me
and doing special things
 to make me happy. 

 Happy 
Mother's
Day  
