

## Infant and Toddlers


# Virtual Learning for April

### April's Themes

**WK 1- Earth Day 4/20 to 4/24:** The children will learn how to respect and care for animal and plant life, natural resources, and their habitats

**WK 2- Weather 4/27 to 5/1:** April may bring rainy days, but all those showers make the children curious about the sounds, textures, etc.

### Help Me Review

Aa	Red	1
Bb		2
Cc	Circle	3

### Circle Time

Circle Time is such a great time for children to learn the social skills of being together as a small group AND to learn more about your World!

### WK 1- Earth Day

**Wasteful Wally:** Materials: 1 puppet, a few pieces of construction paper and a marker.

Make up your own script for this! The idea is that Wally is making one little mark on a paper and then throwing it away. He then tears a piece in half and goes to throw the other half away. That is when you (or perhaps another puppet!) ask him what he is doing?

This is a good way of having a conversation with your child about and showing different types of recycle for example, Plastic, Paper, Cardboard.

## WK 2- Weather

Some activities are observation plus presentation! During the weather theme in the classroom circle time, the children would observe the outdoor weather, and then we will give a weather report. For example, "Oh look (Child's name) Today is sunny outside. Maybe we can go for a walk"

There are several songs you can sing about weather!

## Read, Read, Read

The best way to learn about our themes is to read lots of children's book. You may search these books in Google or YouTube and your child will genuinely enjoy them.

### WK1-Earth Day Book's

[Earth day Every day](#) by Lisa Bullard

[The Very Hungry Caterpillar](#) by

[I love the Earth](#) by Todd Parr

[Goodnight Moon](#) by Margaret Wise Brown


### WK 2- Weather Book's

[Hello, World! Weather](#) by Jill McDonald

[The Itsy Bitsy Spider](#) by Iza Trapani

[Little Cloud](#) by Eric Carle

[Freddy the Frogcaster](#) by Janice Dean




## Nursery Rhymes and Poems



**"Reduce, Reuse, Recycle"**


To the tune of "The More We Get Together"

Reduce, Reuse, Recycle  
Recycle, Recycle  
Reduce, Reuse, Recycle  
It's easy to do!  
Cause your trash  
And my trash  
Make up way  
Too much trash.  
Reduce, Reuse, Recycle  
It's easy to do!



**Rainy Day**

Rain, rain, rain,  
Falling, falling down.  
Drip, drop, drip, drop,  
Rain hits the ground.  
Wet, wet, wet,  
There is no outside play.  
Puddles and puddles,  
I want a sunny day!



## Sing Along with me!

You may search for these songs on YouTube.

- How to Recycle? - Song for Kids | Lingokids - School Readiness in English: <https://youtu.be/Q53kNmxTgPw>
- ABC Song with Building Blocks | CoComelon Nursery Rhymes & Kids Songs: <https://youtu.be/-ZNMP1GINzs>
- Counting 1 to 5 | Number Songs | PINKFONG Songs for Children: <https://youtu.be/SV6iC34a46w>
- How is the Weather? | Super Simple Songs: <https://youtu.be/rD6FRDd9Hew>
- Red song: <https://youtu.be/sMfkODJw30M>

## Let's learn Spanish



eyes

ojos



nose

nariz



ears

orejas



mouth

boca



## Art & Craft

### WK 1- Earth Day

#### Our Planet



Materials Needed: White paper plates, blue and green finger paint, and brushes

The child will put one hand on green paint and the other hand on the blue paint. Have the paper plate ready in front of them and let them put their hands where they want on the plate to create the Earth

If it gets too hard, just do one hand at a time.

### WK 2- Weather

#### Finger-paint Weather

Provide different colors of finger-paint and finger-paint paper.

Talk to the children about their favorite type of weather. Do they like winter and the snow? Rain and puddles? Fall and the leaves?

Encourage them to use the colors they think go with their weather choice!

**EXTENSION:** If you have a CD that has weather sounds on it, play it during the morning!

## Math and Manipulatives Activities

### WK 1- Earth Day

Counting. Place some cereal (Cheerios) on plates or cups and help the children count from 1 to 5. Repeat over until cereal is done.

**Younger children:** Place 5 small toys and count out loud, while saying the numbers point to the item and look to the child.

### WK 2- Weather

Make pairs of weather types on paper (snowflakes, ice cubes, umbrellas, rain drops, etc.)

The children match the pairs. (Memory Game)

They can also flip them upside down (be sure they are all on square papers so they cannot tell what weather type is on each!).

**Younger Children:** Sensory Bottles, you may use an empty water bottle put some uncooked pasta and glitter inside and it will make different sounds.





# Blocks

## WK1- EARTH DAY

### Stacking Rings



The children will be able to stack the rings from big to small pretending is the earth.

\*If they need help, try to put the rings on the floor in order from Big to Small.

## WK2 – Weather

### Driving in All Kinds of Weather

Add some cars and have the children push them around.

If you have a large bin you made add some water and they can use them as icy roads or wet roads.



## WATER PLAY



## Cooking/Snacks Ideas!

Cooking with children helps develop their math skills and helps them to learn how to follow directions. It also allows for some great conversation! Ask many questions while cooking with your children to encourage conversation! Be sure to ask specific theme questions while making these fun snacks!

### Earth Day Cookies

We have made sugar cookies, then put food coloring in white icing, (blue and green) and have the children decorate the cookie to look like the earth.

### W is for Weather and Waffles!

Bring in a toaster and some frozen waffles for snack. Do not forget fruit and other topping. Have the child decorate their waffle to match the weather of the day. Have fun!

### Younger children:

You may use age appropriate snack/ food (Mashed Potato, Sweet Potato, Whipped Cream, baby biscuits) and make sounds of Rain, Thunders, etc.

